

ZEROLED SURFACE

D83312

PROJECT

TYPE

NOTES

QUANTITY

DATE

GENERAL

Series: Zeroled

Brand: Panzeri

Division: Design

Mounting Type: Surface

Mounting Location: Wall

Subcategory: Flush Mount

PHYSICAL

Length (mm): 520

Length (in): 20 1/2

Width (mm): 30

Width (in): 1 3/16

Height (mm): 75

Height (in): 2 15/16

Extension (mm): 75

Extension (in): 2 15/16

Light Distribution: Direct

Weight (kg): 2.04

Weight (lbs): 4.5

Diffuser: Extruded poly-carbonate with opal finish

Fixture Material: Metal

ELECTRICAL

Input Wattage Range: 10 - 19 W

Lamp Type: LED

Input Wattage (W): 11

Total Output Wattage (W): 8.5

Driver Included: No

Driver Type: Integral LED driver, 24Vdc (Dimming and 277V options available with remote driver sold separately)

Input Voltage (V): 120

Constant Voltage (V): 24

LED

Color Temperature (°K): 3000

Max. Delivered Lumen (lm): 700

CRI: >80 CRI

Efficiency (%): 65.1

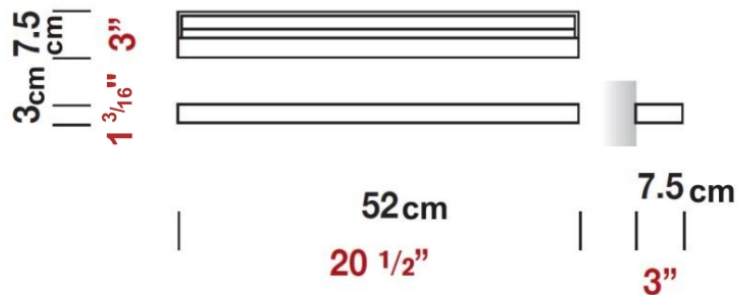

OPTICAL

Reflector: Specular aluminum

RATINGS AND CERTIFICATIONS

Certified By: CSA Certified to UL and CSA Standards

IP rating: IP20



ZEROLED SURFACE

D83313

PROJECT _____

TYPE _____

NOTES _____

QUANTITY _____

DATE _____

GENERAL

Series: Zeroled
Brand: Panzeri
Division: Design
Mounting Type: Surface
Mounting Location: Wall
Subcategory: Flush Mount

PHYSICAL

Length (mm): 520
Length (in): 20 1/2
Width (mm): 30
Width (in): 1 3/16
Height (mm): 75
Height (in): 2 15/16
Extension (mm): 75
Extension (in): 2 15/16
Light Distribution: Direct
Weight (kg): 2.04
Weight (lbs): 4.5
Diffuser: Extruded poly-carbonate with opal finish
Fixture Material: Metal

ELECTRICAL

Input Wattage Range: 10 - 19 W
Lamp Type: LED
Input Wattage (W): 11
Total Output Wattage (W): 8.5
Driver Included: No
Driver Type: Integral LED driver, 24Vdc (Dimming and 277V options available with remote driver sold separately)
Input Voltage (V): 120
Constant Voltage (V): 24

LED

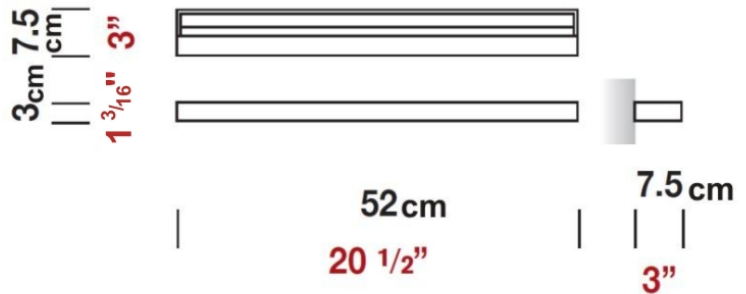
Color Temperature (°K): 3000
Nominal Lumen (lm): 960
CRI: >80 CRI

OPTICAL

Reflector: Specular aluminum

RATINGS AND CERTIFICATIONS

Certified By: CSA Certified to UL and CSA Standards
IP rating: IP20



ZEROLED SURFACE

D83314

PROJECT
TYPE
NOTES
QUANTITY
DATE

GENERAL

Series: Zeroled
 Brand: Panzeri
 Division: Design
 Mounting Type: Surface
 Mounting Location: Wall
 Subcategory: Ambient

PHYSICAL

Shape: Rectangle
 Length (mm): 520
 Length (in): 20 1/2
 Width (mm): 30
 Width (in): 1 3/16
 Height (mm): 75
 Height (in): 2 15/16
 Extension (mm): 75
 Extension (in): 2 15/16
 Light Distribution: Direct
 Diffuser: Extruded poly-carbonate with opal finish
 Fixture Finish: Chrome
 Fixture Material: Metal

ELECTRICAL

Input Wattage Range: 10 - 19 W
 Lamp Type: LED
 Input Wattage (W): 11
 Total Output Wattage (W): 8.5
 Dimming: 0-10V Dimming / Phase Dimming (120Vac Only)
 Driver Included: Yes
 Driver Location: Integrated
 Driver Type: Constant Voltage - Universal
 Driver Class: Class 2
 Input Voltage (V): 120 - 277
 Output Voltage (V): 24
 Upon Request: (Not included: see components) Remote: 0-10Vdc dimming / Phase dimming @120Vac only / (Included) In

LED

Color Temperature (°K): 3000
 Max. Delivered Lumen (lm): 700lm
 Nominal Lumen (lm): 960lm
 CRI: >80 CRI
 Efficiency (%): 65.1%
 Lamp Life (hrs): 50000

OPTICAL

RATINGS AND CERTIFICATIONS

Certified By: Certified for North American Standards
 IP rating: IP20



LEGEND

	floor-mounted		pivotal		special LED (upon request) RGB, RGBW, tunable, gold+, meat+, art+, fashion+
	wall and ceiling: recessed and surface mounted		rotating		warm dim / natural dimming LED
	ceiling-mounted and wall-mounted		illuminate tilted		rechargeable battery powered
	wall-mounted		color of suspension cable		fixture with natural vivid LED (upon request)
	omni-directional light distribution		length of suspension cable		color rendering index
	direct light distribution		reflector degree selection		color temperature
	direct/indirect light distribution		super spot		lumen (luminous flux)
	indirect light distribution		lens		efficacy (lumens per watt)
	asymmetric light distribution		lens pack		Unified Glare Rating (UGR) range from 5-40
	aura light distribution		shine ring		marine grade (AISI 316 stainless steel)
	round wall or ceiling cut-out		integrated shine ring with diffuser		walk on
	square wall or ceiling cut-out		free individual colors 01-29		drive on
	the supplied jig specifies the cutout dimensions		individual colors: 00 (free of charge), 01-25 (extra charge)		Dark Sky Compliance
	minimum distance (meters) lamp - object		luminaire part to be colored (F1)		Americans with Disabilities Act (less than 4" off the wall located between 27"-84" from floor)
	recessed depth		luminaire part to be colored (F2)		lamp protected against explosion
	ceiling thickness in mm		luminaire part to be colored (F3)		blown glass using traditional methods by master glass blower
	ceiling thickness selection		luminaire part to be colored (F4)		acoustic material
	dimmable DP (phase), DV (0-10V), DD (dali), DS (step-dim)		luminaire part to be colored (F5)		protection class I, protection insulation
	included or excluded LED driver/transformer/control gear		color of 3-circuit adaptor		protection class II, protection insulation
	separately switchable		indirect diffuser		ETL Certified to UL and CSA Standards
	sensor		direct diffuser		UL Certified to UL and CSA Standards
	remote control		ball-proof (upon request)		CSA Certified to UL and CSA Standards
	available upon request		accessory		Certified for North American Standards

IP RATING

	protected against ingress of solid bodies greater than 12.5mm (finger)
	protected against ingress of solid bodies greater than 2.5mm protected against sprays of water up to 60 degrees from the vertical (rain)
	protected against ingress of solid bodies greater than 1mm (wire) no protection against the ingress of moisture
	protected against ingress of solid bodies greater than 1mm (wire) protected against sprays of water up to 60 degrees from the vertical (rain)
	protected against ingress of solid bodies greater than 1mm (wire) protected against water splashed from all directions
	protected against limited ingress of dust (wet rooms/covered outdoor areas) protected against water splashed from all directions
	protected against ingress of dust protected against jets of water
	protected against ingress of dust protected against powerful jets of water or heavy seas
	protected against ingress of dust protected against immersion of water between 15cm - 1m for 30 minutes
	protected against ingress of dust protected against immersion of water under pressure for long periods

IK RATING

	protected against 0.14 joules impact (equivalent to 0.25kg mass dropped from 56mm above the surface)
	protected against 0.2 joules impact (equivalent to 0.25kg mass dropped from 80mm above the surface)
	protected against 0.35 joules impact (equivalent to 0.25kg mass dropped from 140mm above the surface)
	protected against 0.5 joules impact (equivalent to 0.25kg mass dropped from 200mm above the surface)
	protected against 0.7 joules impact (equivalent to 0.25kg mass dropped from 280mm above the surface)
	protected against 1 joules impact (equivalent to 0.25kg mass dropped from 400mm above the surface)
	protected against 2 joules impact (equivalent to 0.5kg mass dropped from 400mm above the surface)
	protected against 5 joules impact (equivalent to 1.7kg mass dropped from 300mm above the surface)
	protected against 10 joules impact (equivalent to 5.0kg mass dropped from 200mm above the surface)
	protected against 20 joules impact (equivalent to 5.0kg mass dropped from 400mm above the surface)